



Axelent **X-Tray for X-Guard**

Smart cable management for machine guards

Version
2.0
English SE





The finishing touch to your machine safety with X-Tray®

X-Tray cable trays fit our X-Guard machine guard like a glove. Together they provide the optimal solution.

Our cable trays are strong, adaptable and easy to fit. They enable elegant solutions with no special tools required. As with X-Guard, only a few brackets and tools are needed. The combination of X-Tray and X-Guard gives you maximum use of minimum material. A simple but smart touch. The near endless possibilities, despite fewer components, saves you time and money through having everything in one order to complete projects.

The perfect fit

Axelent's X-Tray is the ideal cable tray for X-Guard machine guard because they are perfectly matched for smooth installation to give a professional touch.

No special tools required

The combination is easy to assemble without the need for special tools. A 13 mm spanner is all you require.

One supplier

A turnkey solution from one supplier makes project implementation that much quicker and easier. It is also cost-effective because everything is bundled in the same shipment.



Keyhole mounting

Top mounting

Cantilever mounting

(These are just three examples, X-Tray offers several different mounting solutions. See pages 6-7)



SnapperWorks software gives you immediate control of your cables

SnapperWorks pairs X-Tray cable trays with X-Guard machine guards, giving you immediate control of your cables.

Benefits of X-Tray for X-Guard

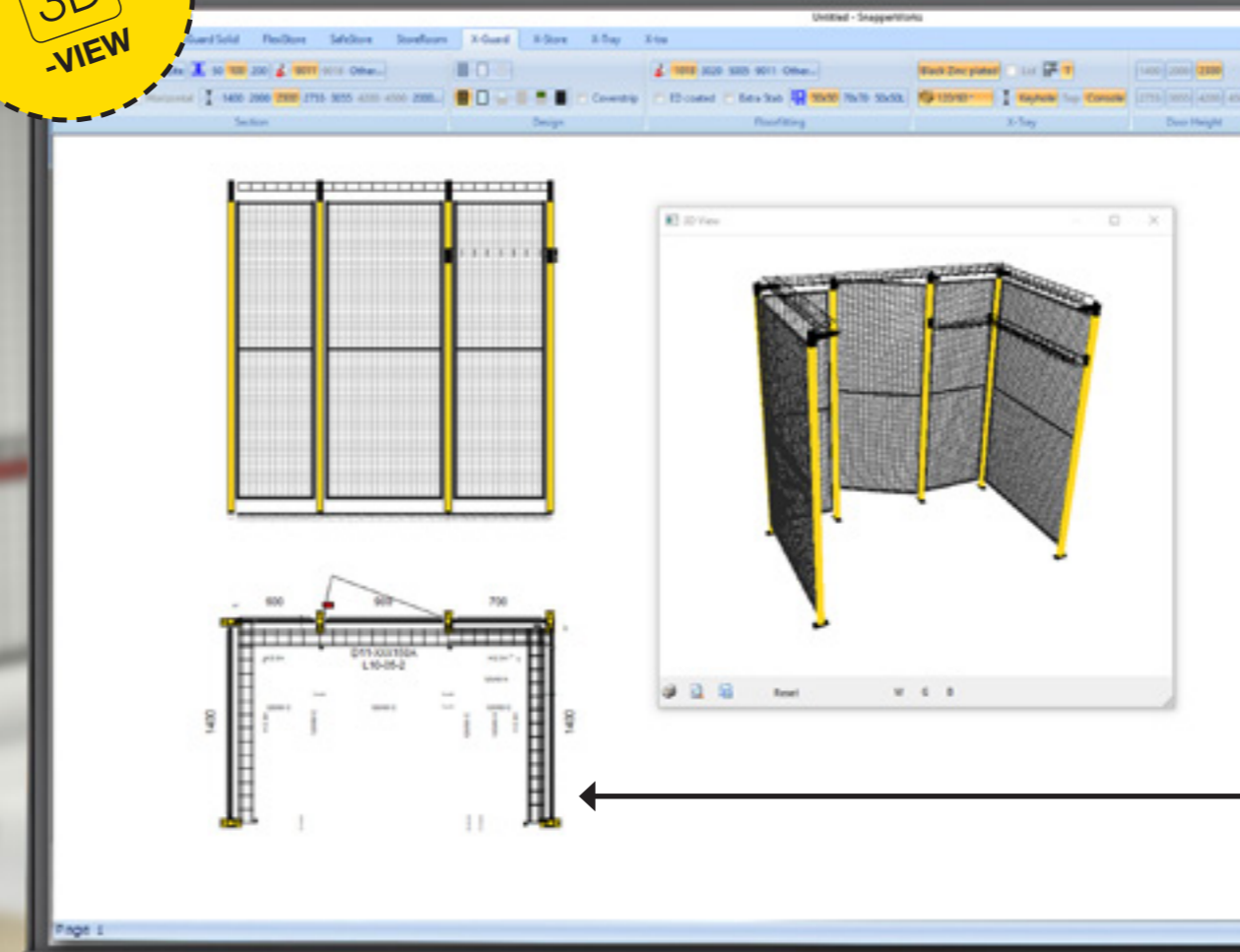
- Cost-effective
- Quick fittings designed for machine guards
- Black galvanized for a perfect match with X-Guard (other colours available)
- Several cable routing options
- All bundled and delivered on the same pallet
- Timesaving – quick start-up of machine and production thanks to same pallet shipment (quick and easy installation)

Benefits of SnapperWorks

- Custom program for X-Guard and X-Tray
- Easy to learn, just click and drag
- Provides a complete drawing and a list of materials in no time at all
- DWG and DXF files can be imported

Tested and approved


- X-Tray complies with the highest demands on cable routing systems in accordance with IEC 61537
- X-Tray is a complete cable tray system and is available in a larger range in:
 - Zinc Plated FZB
 - Hot Dip Galvanized FZV
 - Stainless 304L
 - Acid-proof 316L



Which cable tray?

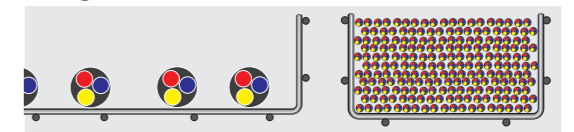
What to consider when choosing cable trays

Environment



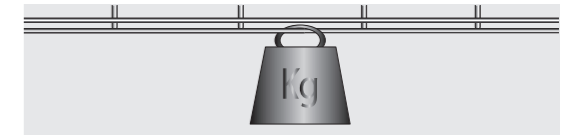
Environmental requirements for surface treatment and/or classification of installation are based on standards, use, surroundings and specified requirements.

Weight/volume




Weight and volume of the cables taking into account future needs.

Extra weight



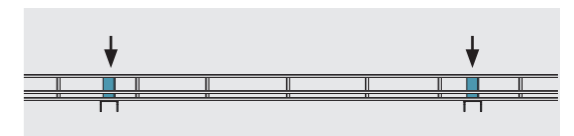
Extra weight from point loads.

Installation



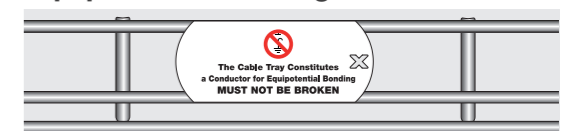
Installations in keyholes, at the top of the post, using cantilevers or other methods.

Fixing distance



A greater distance between the fixings means less work and lower costs. We recommend a support distance of 2.25 metres or, together with X-Guard, adapted to the post distances.

Equipotential bonding



Tested for equipotential bonding.

X-Tray complies with the highest demands on cable routing systems in accordance with IEC 61537



*Our UL certification also gives us NEMA approval.



The possibilities with X-Tray for X-Guard

All cable trays and fittings are black galvanized to match X-Guard's black panels. The picture shows the various mounting possibilities and the letters guide you to items and installation instructions further on in the manual.

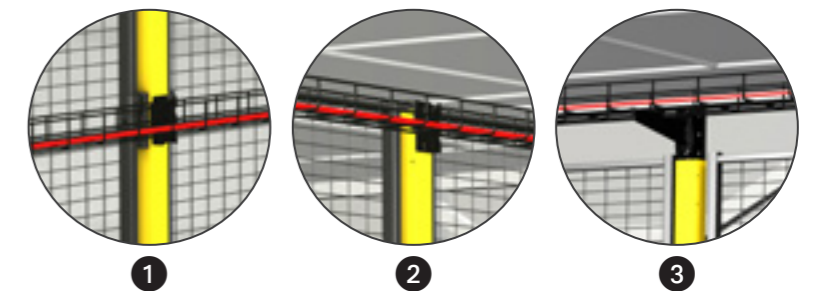

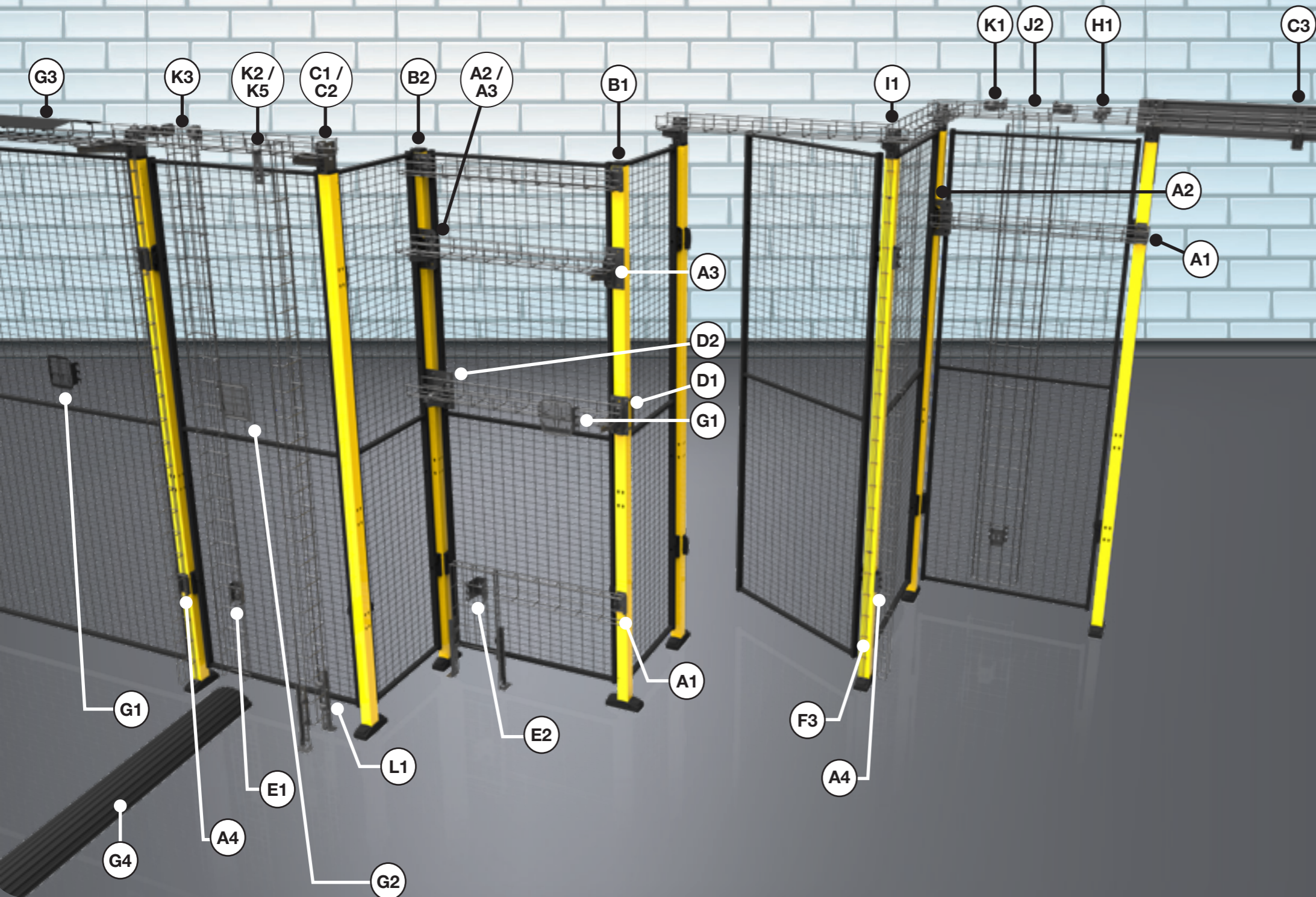
Installations of X-Tray for X-Guard

- Max load: Cable trays 30 kg/m, Brackets 45 kg/each
- Max width of brackets: 420 mm
- X-Tray has the strongest quick joining on the market and the longest support distance of 2.25 m
- For side-hinged doors, X-Tray can replace the tubular frame for a stable installation of cable routing
- More information about X-Tray and fittings is available at axelent.com










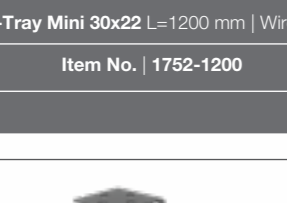
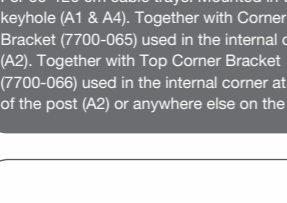
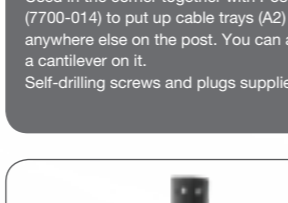
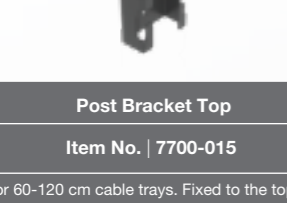
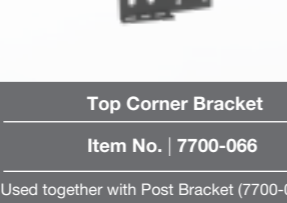
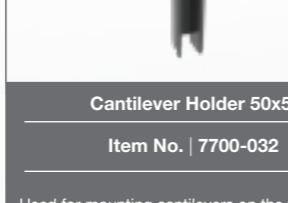



The three most common installations

- 1 Keyhole mounting**
For fast installations in the post keyholes.
Trays 60-120 mm.
- 2 Top mounting**
Quick and discrete installation that follows X-Guard's top edge. Trays 60-120 mm.
- 3 Cantilever mounting**
This option gives a stable installation over the machine guard and most possibilities/solutions. The best solution for several doors/sliding doors. Trays 60-420 mm.





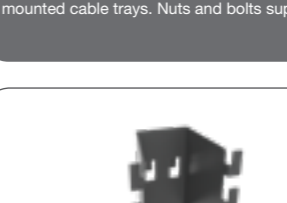

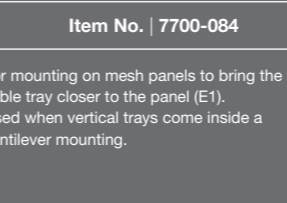
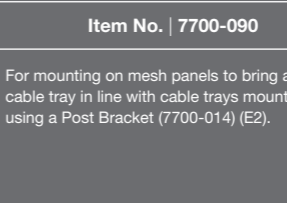
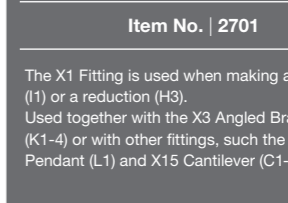
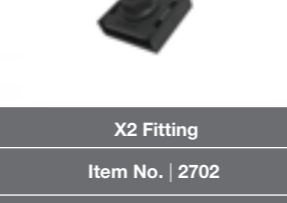
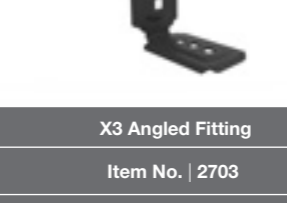
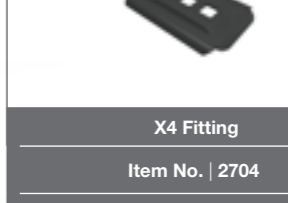
(It is possible to mix all three for the best fit)



Items • X-Tray for X-Guard • Black

| | | |
|---|---|--|
|  X-Tray 60x60 L=2300 mm Wire Ø 4 Item No. 0701-2300 |  X-Tray 120x60 L=2300 mm Wire Ø 5 Item No. 0711-2300 |  X-Tray 220x60 L=2300 mm Wire Ø 5 Item No. 0721-2300 |
|  X-Tray 320x60 L=2300 mm Wire Ø 5 Item No. 0731-2300 |  X-Tray 420x60 L=2300 mm Wire Ø 5/6 Item No. 0741-2300 |  X-Tray G 120x150 L=2300 mm Wire Ø 5 Item No. 1722-2300 |
|  X-Tray Mini 30x22 L=2300 mm Wire Ø 3 Item No. 1752-2300 |  Post Bracket Item No. 7700-014 For 60-120 cm cable trays. Mounted in the post keyhole (A1 & A4). Together with Corner Post Bracket (7700-065) used in the internal corner (A2). Together with Top Corner Bracket (7700-066) used in the internal corner at the top of the post (A2) or anywhere else on the post. |  Corner Bracket Item No. 7700-065 Used in the corner together with Post Bracket (7700-014) to put up cable trays (A2) or anywhere else on the post. You can also put a cantilever on it. Self-drilling screws and plugs supplied. |
|  X-Tray Mini 30x22 L=1200 mm Wire Ø 3 Item No. 1752-1200 |  Post Bracket Top Item No. 7700-015 For 60-120 cm cable trays. Fixed to the top of the post (B1). If you bend up the top part 90° it can be screwed onto the post anywhere (F1). Self-drilling screws and plugs supplied. |  Top Corner Bracket Item No. 7700-066 Used together with Post Bracket (7700-014) for mounting in a corner at the top of the post (B2). Self-drilling screws and plugs supplied. Bend tabs according to the instructions. |
|  Cantilever Holder 70x70 Item No. 7700-188 Used to fix cantilevers to the top of 70x70 posts (C2). |  Cantilever Holder 50x50 Item No. 7700-032 Used for mounting cantilevers on the top of 50x50 posts (C1). |  X15 Cantilever Item No. 2715-Length Bracket Holder (C1-2), Bracket Holder Aluminium Rail (C1), Adjustable Post Fitting (D1), Adjustable Corner Post Fitting (D2) and Bracket Holder Post (A3). Can be fixed to Corner Post Fitting (A2). Comes in four lengths 120, 220, 320 and 420. |
|  X-Tray 60x60 L=2300 mm Wire Ø 4 Item No. 0701-2300 |  X-Tray 120x60 L=2300 mm Wire Ø 5 Item No. 0711-2300 |  X-Tray 220x60 L=2300 mm Wire Ø 5 Item No. 0721-2300 |

Items • X-Tray for X-Guard • Black

| | | |
|---|---|---|
|  Adjustable Corner Post Fitting Item No. 7700-072 Screwed anywhere on the corner post to fix cantilevers (D2). Nuts and bolts supplied. |  Cantilever Holder, aluminium rail Item No. 7700-037 To fix cantilevers on the aluminium rail over sliding doors (C3). Suitable for cantilever-mounted cable trays. Nuts and bolts supplied. |  Post Cantilever Holder Item No. 7700-083 Used to mount X15 Cantilevers, mounted in the keyhole on the post (A3). |
|  Mesh Panel Mini Bracket Item No. 7700-084 For mounting on mesh panels to bring the cable tray closer to the panel (E1). Used when vertical trays come inside a cantilever mounting. |  Mesh Panel Bracket Item No. 7700-090 For mounting on mesh panels to bring a cable tray in line with cable trays mounted using a Post Bracket (7700-014) (E2). |  X1 Fitting Item No. 2701 The X1 Fitting is used when making a corner (I1) or a reduction (H3). Used together with the X3 Angled Bracket (K1-4) or with other fittings, such as the X14 Pendant (L1) and X15 Cantilever (C1-3, D1-2). |
|  X2 Fitting Item No. 2702 X2 Fitting is used on a corner with a large radius (I3) or on a drop from a horizontal to a vertical tray (J1). |  X3 Angled Fitting Item No. 2703 For a T Junction (K1) or connecting to wall or floor (L2). If the cable tray needs to swing a few degrees, the angle of the X3 Angled Bracket can be adjusted (I2). It is also possible to join vertical and horizontal cable trays (K2-4). |  X4 Fitting Item No. 2704 If you mount trays at the top of posts, you can raise the trays over side-hinged doors using the X4 Fitting together with the X1 Fitting (B3). Used for mounting a vertical cable tray underneath a horizontal (K2). |
|  X5 Joining Fitting 20 pack Item No. 2705 20-pack, nuts and bolts supplied. For joining cable trays. Bracket on the outside and bolt from the inside.(H1) |  X61 Carriage Bolt M8x27 40 pack Item No. 2761 X62 Flange Nut M8 40 pack Item No. 2762 |  X10 Bracket Item No. 2710-1 To mount cable trays on the X11 Pendant or on a wall, a machine or similar. Suitable for 120 cm cable trays and 120-420 cm with the side up. |


Items • X-Tray for X-Guard • Black



X10 Mini Bracket

Item No. | 2710-2


To mount cable trays on the X14 Pendant, a wall, a machine or similar. Suitable for 60 cm cable trays.



X11 Pendant | 240/480 mm

Item No. | 2711-240
Item No. | 2711-480

To mount cable trays with the help of the X10 Bracket or the X15 Cantilever.



X14 Pendant | 280 mm

Item No. | 2714-280


Used with the X10 Mini Bracket or to fix cable trays to a floor (L1).



X68 Equipotential Bonding Screw

Item No. | 2568

For equipotential bonding/functional bonding.



X63 Accessories Holder

Item No. | 2763-1


Used for fitting junction boxes, electrical sockets, or other items on the tray.



X80 Side Accessories Holder

Item No. | 2780-1

Used for fitting junction boxes, electrical sockets, or other items on the tray. The fitting is on one edge of the plate and is mounted on two transverse trays (G2).



X65 Tray Cover | L=1000 mm

Item No. | 2765-Wide


Length 1000 mm. Width 60, 120, 220, 320 and 420 cm. The cap protects the cables from welding sparks and falling items (G3).



Vertical Connector

Item No. | 7700-111


For connecting vertical and horizontal cable trays (K5-7).



X72 Safety Cap | 100-pack

Item No. | 2572-Diameter


For 4, 5 and 6 mm wire.
Ø 4.....X-Tray Width 60
Ø 5.....X-Tray Width 120, 220, 320
Ø 6.....X-Tray Width 420



Self-drilling screws

Item No. | 7100-070


For mounting certain fittings. Surface finish FZB. Included in 7700-015, 7700-065 and 7700-066.



Knurled Locking Plug

Item No. | 7500-191


Included to fix Post Bracket Top (7700-015) and the Top Corner Bracket (7700-066) at the top of the post (B1-2). Plastic.



X75 Bolt Cutter

Item No. | 2575

Strong bolt cutter with an angled head for easy access.



X76 13 mm Spanner

Item No. | 2576

We only use M8 carriage bolts so this is the only spanner you require.



Cable Bridge | 1200 mm

Item No. | 279.21.784 – Black
Item No. | 279.28.720 – Yellow

Rubber. Withstands the weight of a truck or lorry. 210x65x1200 mm. 3 cable channels, 2x20 mm and 1x45 mm (G4).



X77 Wire Cutting Machine

Item No. | 2577

Unique and fast wire cutting machine that offers completely grade-free cutting of wire up to 6 mm. Made by Klauke with a guarantee of 10,000 cuts. Bag, battery and charger included.

| Art. No | Description |
|------------|---|
| 0701-2300 | X-Tray 60x60 L=2300 mm / Black Zinc |
| 0711-2300 | X-Tray 120x60 L=2300 mm / Black Zinc |
| 0721-2300 | X-Tray 220x60 L=2300 mm / Black Zinc |
| 0731-2300 | X-Tray 320x60 L=2300 mm / Black Zinc |
| 0741-2300 | X-Tray 420x60 L=2300 mm / Black Zinc |
| 1722-2300 | X-Tray G120x150 L=2300 mm / Black Zinc |
| 1752-2300 | X-Tray Mini 30x22 L=2300 mm / Black Zinc |
| 1752-1200 | X-Tray Mini 30x22 L=1200 mm / Black Zinc |
| 2568 | X68 Equipotential Bonding Screw / Brass |
| 2572-4 | X72 Safety Cap 4 mm (100 pcs) |
| 2572-5 | X72 Safety Cap 5 mm (100 pcs) |
| 2572-6 | X72 Safety Cap 6 mm (100 pcs) |
| 2575 | X75 Bolt Cutter |
| 2576 | X76 13 mm Spanner |
| 2577 | X77 Wire Cutting Machine, Battery powered |
| 2701 | X1 Fitting / Black Zinc |
| 2702 | X2 Fitting / Black Zinc |
| 2703 | X3 Angled Fitting / Black Zinc |
| 2704 | X4 Fitting / Black Zinc |
| 2705 | X5 Joining Fitting (20 pcs) incl. bolt & nut / Black Zinc |
| 2761 | X61 Bolt M8x27 (40 pcs) / Black Zinc |
| 2762 | X62 Flange Nut M8 (40 pcs) / Black Zinc |
| 2710-1 | X10 Bracket / Black Zinc |
| 2710-2 | X10 Mini Bracket / Black Zinc |
| 2711-240 | X11 Pendant Premium 240 / Black Zinc |
| 2711-480 | X11 Pendant Premium 480 / Black Zinc |
| 2714-280 | X14 Pendant 280 / Black Zinc |
| 2715-120 | X15 Cantilever 60 -120 / Black Zinc |
| 2715-220 | X15 Cantilever 220 / Black Zinc |
| 2715-320 | X15 Cantilever 320 / Black Zinc |
| 2715-420 | X15 Cantilever 420 / Black Zinc |
| 2763-1 | X63 Accessories Holder / Black Zinc |
| 2765-60 | X65 X-Tray Cover 60x1000 mm / RAL 9011 Black |
| 2765-120 | X65 X-Tray Cover 120x1000 mm / RAL 9011 Black |
| 2765-220 | X65 X-Tray Cover 220x1000 mm / RAL 9011 Black |
| 2765-320 | X65 X-Tray Cover 320x1000 mm / RAL 9011 Black |
| 2765-420 | X65 X-Tray Cover 420x1000 mm / RAL 9011 Black |
| 2780-1 | X80 Side Accessories Holder Black Zinc |
| 279.28.720 | Cable Bridge, small Yellow |
| 279.21.784 | Cable Bridge, small Black |
| 7100-070 | Self Drilling Screw, washer head 4.2x19 / Zinc Plated |
| 7500-191 | Knurled Locking Plug |
| 7700-014 | Post Bracket X-Guard / Black Zinc |
| 7700-015 | Post Bracket Top / Black Zinc |
| 7700-065 * | Corner Bracket X-Guard / Black Zinc |
| 7700-066 * | Top Corner Bracket X-Guard / Black Zinc |
| 7700-032 | Cantilever Holder 50x50 X-Guard / Black Zinc |
| 7700-037 | Cantilever Holder Aluminum Rail X-Guard / Black Zinc |
| 7700-060 | Adjustable Post Fitting X-Guard / Black Zinc |
| 7700-072 | Adjustable Corner Post Fitting X-Guard / Black Zinc |
| 7700-083 | Post Cantilever Holder X-Guard / Black Zinc |
| 7700-084 | Mesh Panel Mini Bracket X-Guard / Black Zinc |
| 7700-090 | Mesh Panel Bracket X-Guard / Black Zinc |
| 7700-111 | Vertical Connector Black Zinc |
| 7700-188 | Cantilever Holder 70x70 X-Guard / Black Zinc |
| 9307 | X-Tray Demokit X-Guard / Black Zinc |

* Only Corner Bracket, not Post Bracket.
(Post Bracket 7700-014 purchased separately, previously packed together.)

Order demokit

You can also order a **demokit** of cable trays, brackets and fittings for X-Guard (Item No. 9307). X-Tray comes in a large range. If there is anything you cannot find, please ask us. Most items can be black galvanized with a few weeks delivery date. Special colours are available. Even Zinc Plated if your machine is lighter than black.

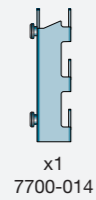
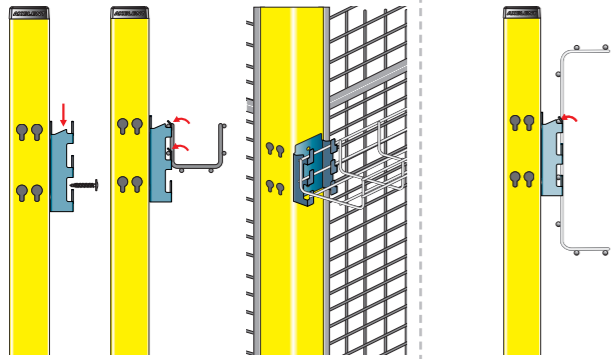
Assembly Instructions

A - Keyhole mounting

A1

60-120

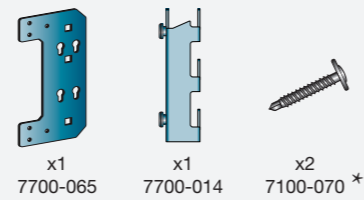
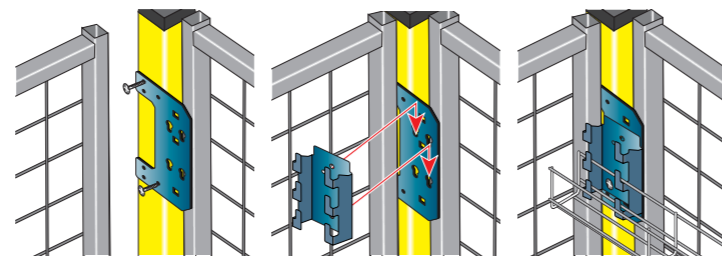
60-420



A2

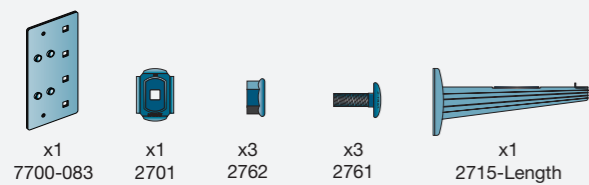
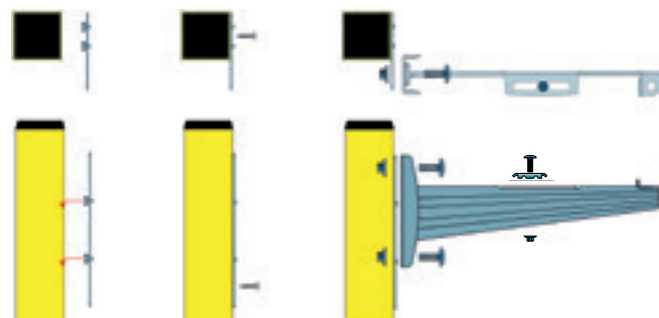
60-120

60-420



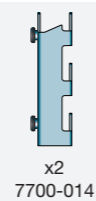
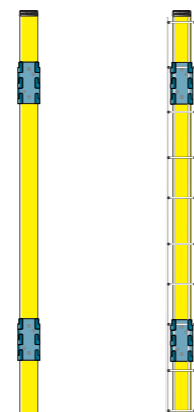
A3

60-420



A4

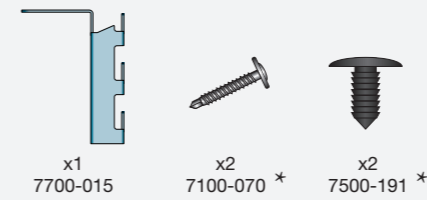
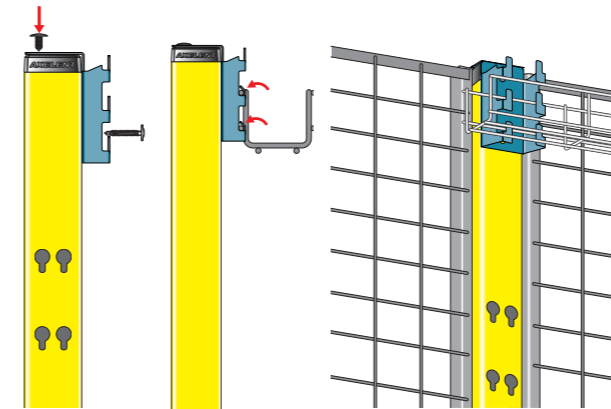
60-420



B - Top Mounting

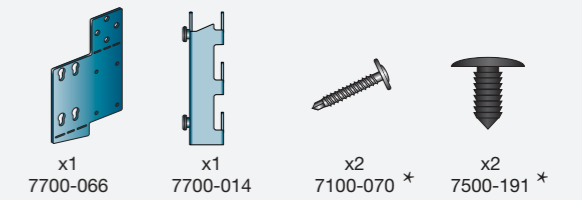
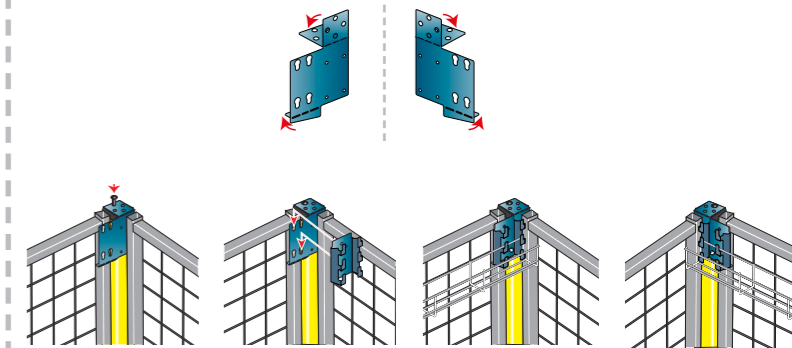
B1

60-120



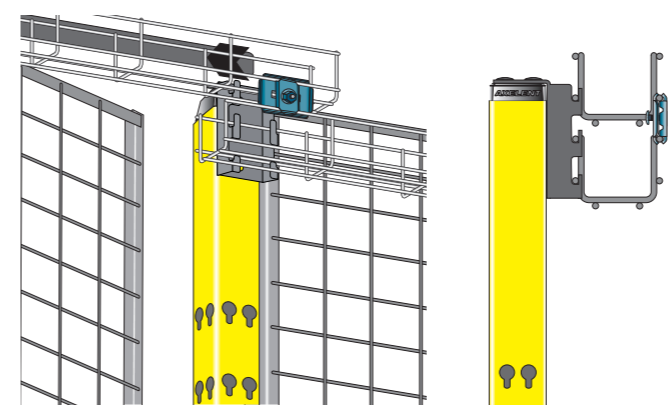
B2

60-120



B3

60-120



* These items come with the fittings.


* These items come with the fittings.

Assembly Instructions

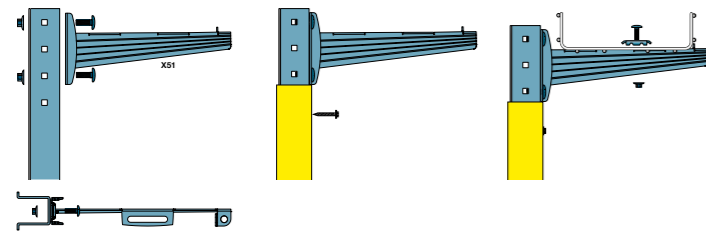
C - Cantilever mounting

C1

60-420



For post 50x50

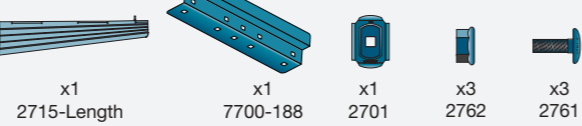
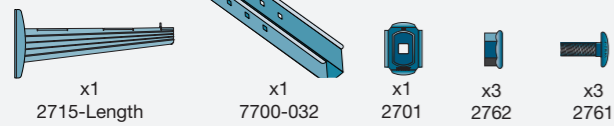
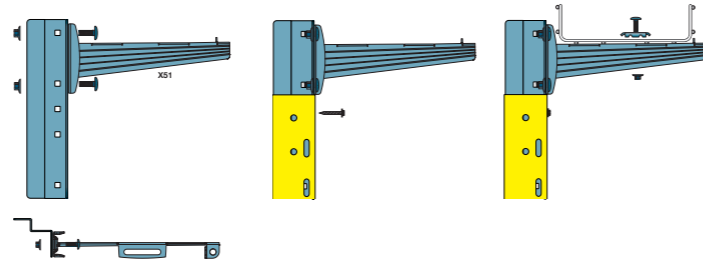


C2

60-420

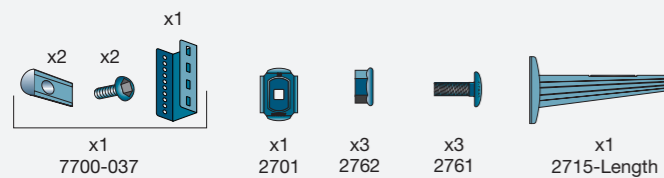
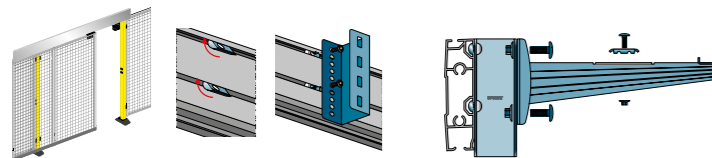


For post 70x70



C3

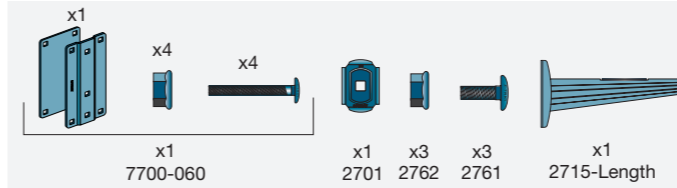
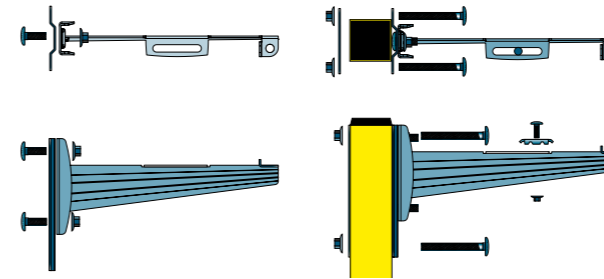

60-420



D - Free positioning

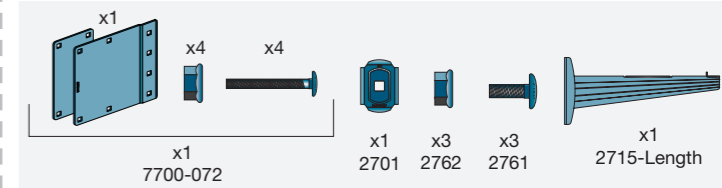


D1

60-420



D2

60-420

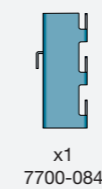
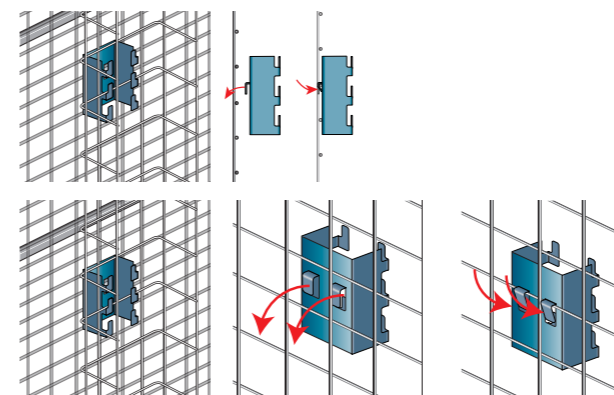


E - Mesh panel mounting

E1

H*
60-120

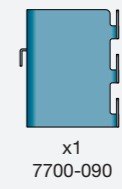
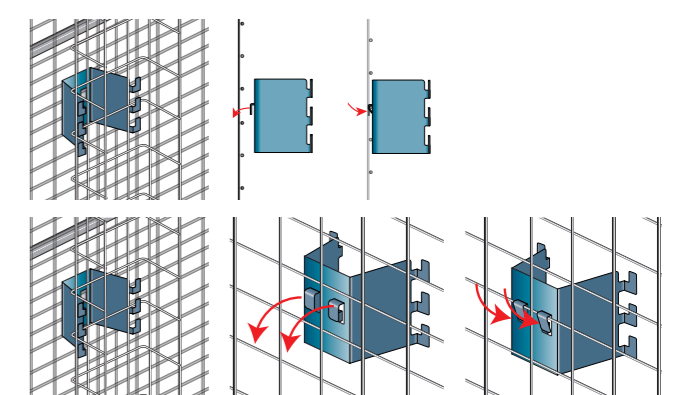
V*
60-420



E2

H*
60-120

V*
120-420

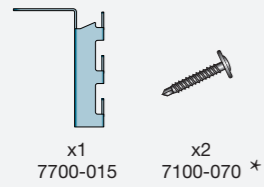
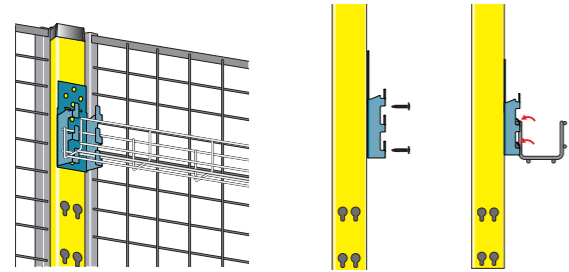


Assembly Instructions

F - Free positioning screw


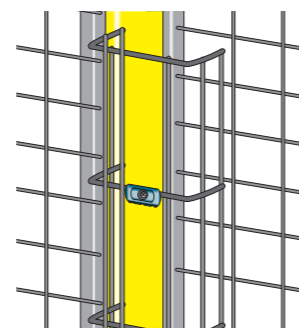
F1

60-120



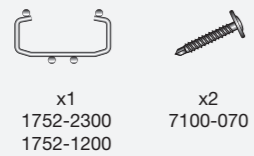
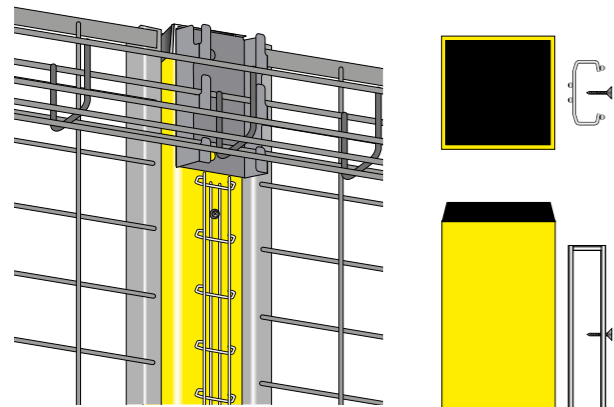
F2

60-420



F3

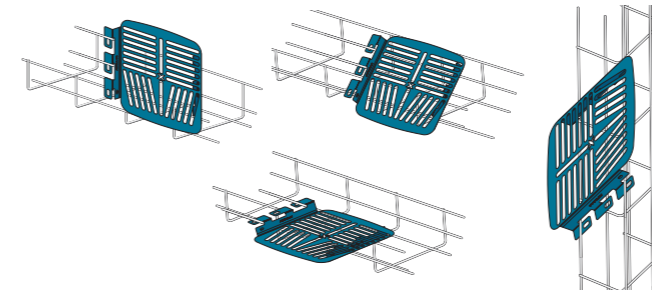

X-Tray
mini



G - Accessories

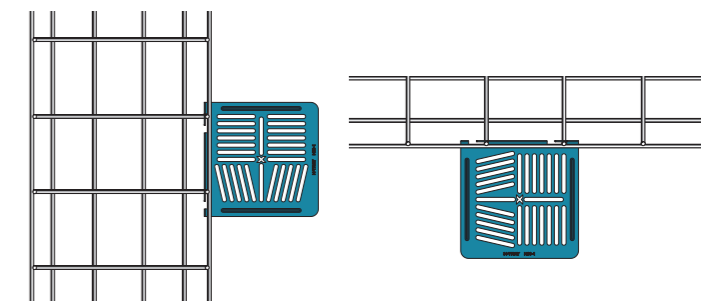

G1

60-420



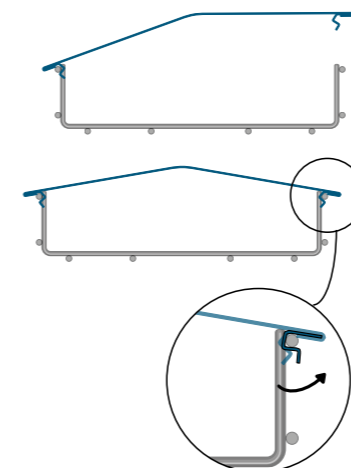

G2

60-420



G3


60-420



2765-60
2765-120
2765-220
2765-320
2765-420



G4



x1
279.21.784 - Black
Alt.
279.28.720 - Yellow

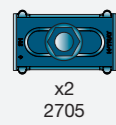
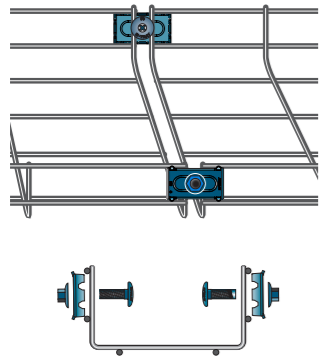
* These items come with the fittings.

Assembly Instructions

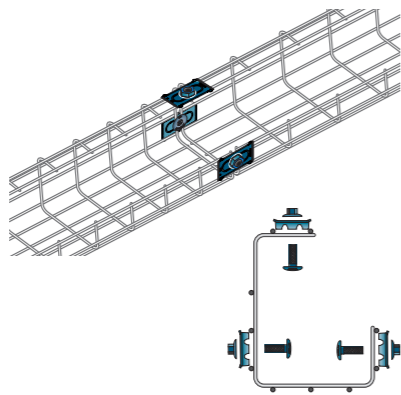
– Always bolt from inside

H, I, J - Joining/Shaping


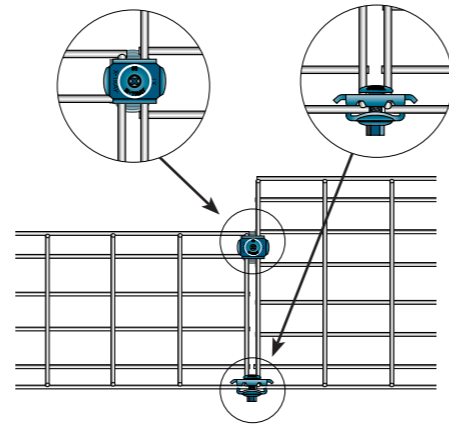
H1



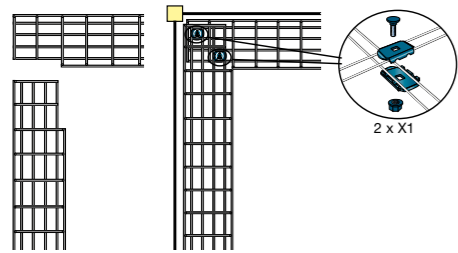
H2



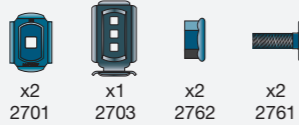
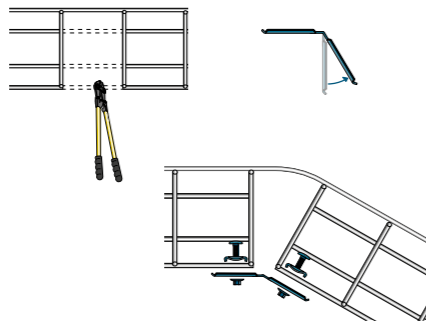
H3



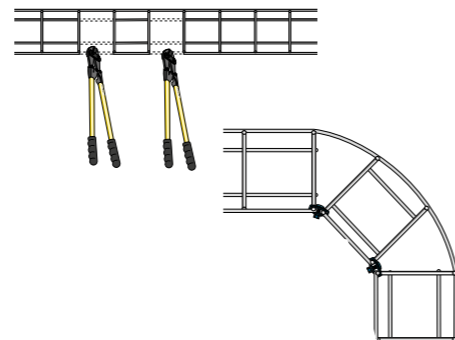
I1



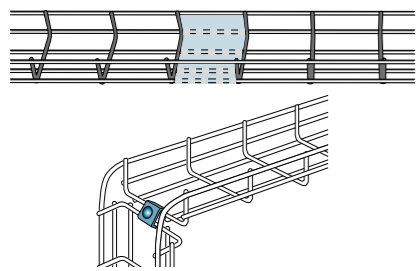
I2



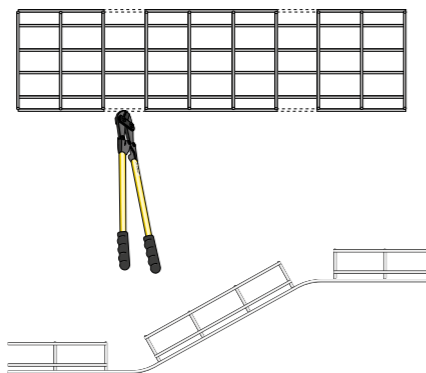
I3



J1

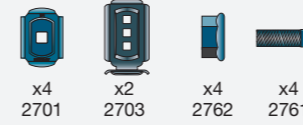
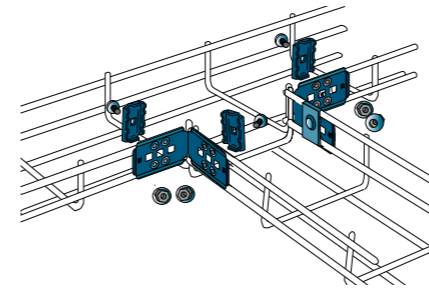


J2

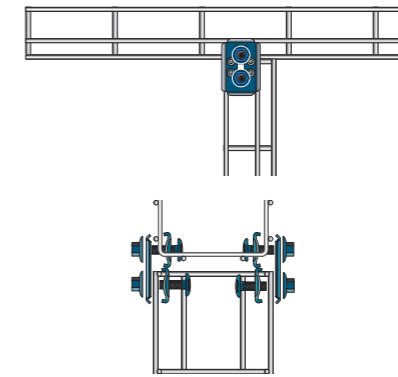


K, L - Joining/Shaping

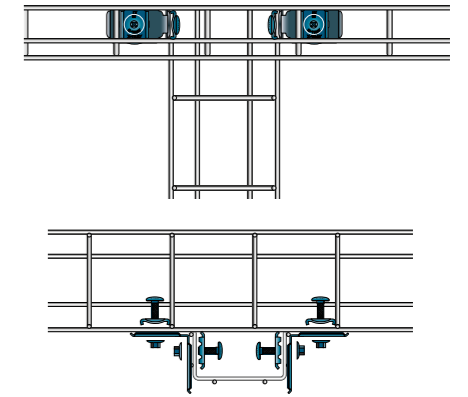
K1



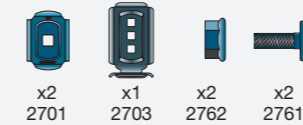
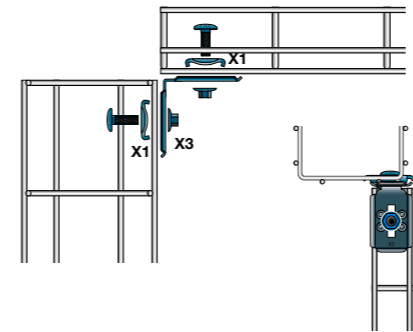
K2



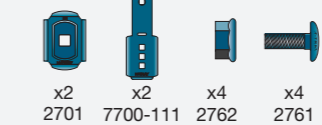
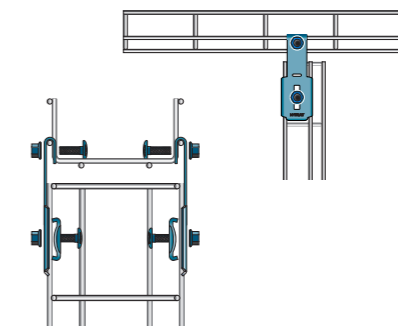
K3



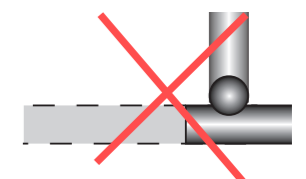
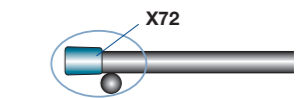
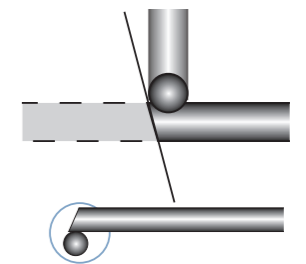
K4



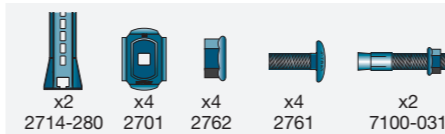
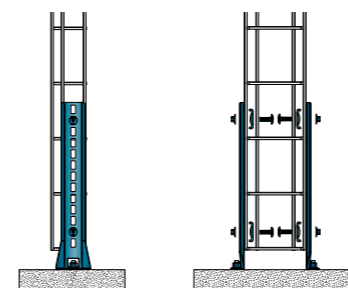
K5



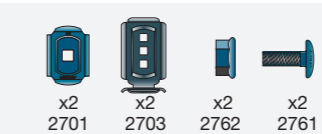
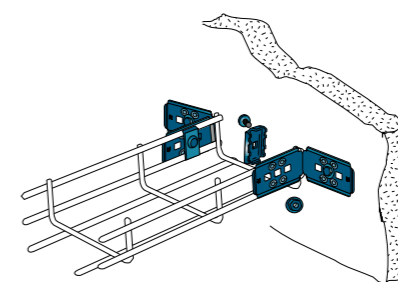
Cutting




L1



L2





AXELENT

AXELENT AB · BOX 1 · KÄVSJÖVÄGEN 17 · SE-335 04 HILLERSTORP, SWEDEN
+46 370-37 37 30 · SALES@AXELENT.SE · WWW.AXELENT.SE

